



// NEW FOREST 1200 ELECTRIC FIRE



#mybritishfire

BRITISH  
FIRES

## // WELCOME TO BRITISH FIRES

Uncompromising Quality. The design and development has this one mindset which drives us to deliver exceptional products.

Our aim is simple – to help you create a beautiful and vibrant environment for you to enjoy.

# // DETAIL IS EVERYTHING

We are pleased to present the genesis of the New Forest electric fire family.

The New Forest 1200 is a compelling combination of ingenuity and artistry.  
It is wholly designed to offer an un-matched experience in modern home heating.

This fire sets the benchmark for LED flame-effect and in-home electric heating.



# // DOWNLIGHT-EFFECT

Our award-winning LED flame technology is impressive by itself. It becomes even more amazing when the down-lights are turned on. These illuminate the two-way mirror that reflects the logs and creates a 3D-effect with the appearance of a deeper looking fuel bed.

Two-way mirrored rear glass

Impress your guests with the click of a button. The down-lights not only create the illusion of a deeper looking fuel bed but also a brighter focal point and warmer glow.



# // FOREST VIEW

The signature logs are crafted from high-quality materials that perfectly form together and capture every detail you would expect to see in a log found whilst walking in the New Forest National Park.

A hand painted finish brings the log to life and subtly delivers a real presence.

The technically advanced rear glass perfectly mimics every detail of the fuel bed to further enhance a stunning visual appearance that creates an infinity effect and makes you question the true depth of the New Forest fire.

\*Included with standard model

# // DIAMOND LIGHT

A dynamic way to show how light can enhance the visual aspect of a flame effect - this is something magical. The fuel bed colour changes takes you through a journey of tranquillity. Alternatively, you can choose between the orange, pink, or blue light setting to create a certain mood.

\*Included with standard model

# // DELUXE REAL LOGS

Upgrade your view and create the ultimate experience with Deluxe Real Logs.

Each Deluxe Real Log is unique and artisanly crafted using actual logs found in nature. They really enhance an already prominent statement piece in any room and will take any viewer by surprise — especially, when you tell them that they are real logs.

The development process of the Deluxe Real Logs fuel bed begins by selecting different sized logs, branches, and twigs to create a natural log layout. Then placed on a forest floor bed comprised of bark, twigs, and log remnants. A resin mix is then added into the base and cured in an oven to permanently fix the logs.

\*Upgraded purchase. Not included with standard model.



# // HOW AIR CURTAIN TECHNOLOGY WORKS

Our patented Air Curtain Technology is powered by the process of circulating cooler air in and dispersing warmed air back into the room via our dual-outlet system, which is discreetly placed above the glass, creating an efficiently heated space.

AIR CURTAIN TECHNOLOGY®

UK Patent Number: GB 2583055 B

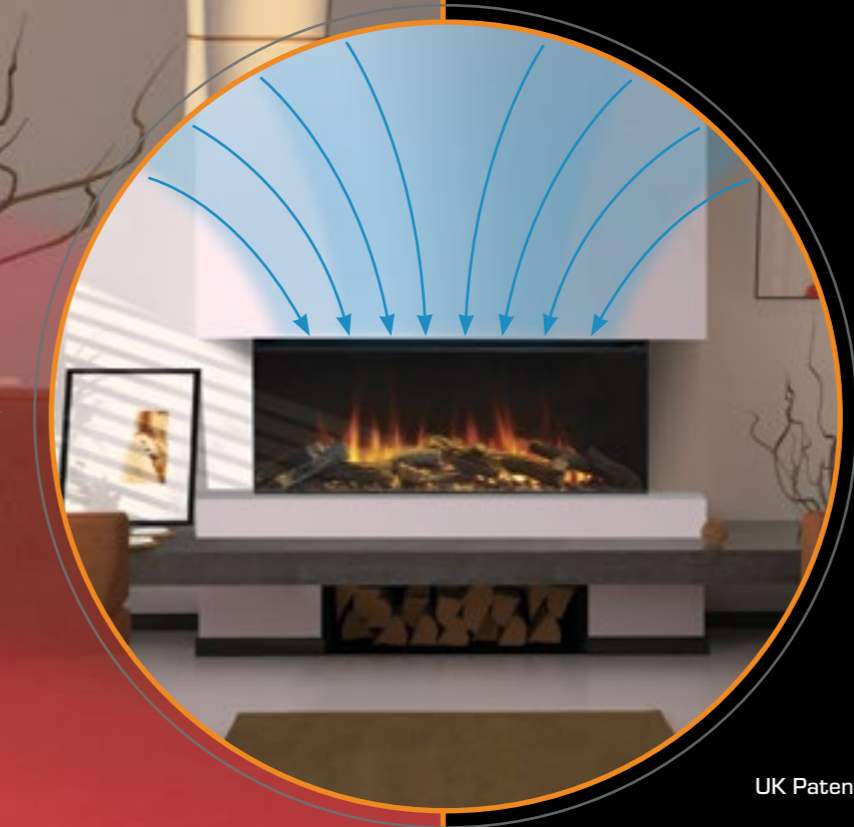
Room air is drawn across the top outlet (shown right)

The fan controls the heat and distributes it widely into the room

Minimal glass recess

Discreet heater outlet

Two-way mirrored rear glass



# // INSTALLATION TO SUIT YOU

There isn't a wrong way to install the New Forest electric fire... just your way...  
The possibilities are endless.

The ease of installation is obvious from the moment you start to see how diverse the options are. The Air Curtain Technology® heater system allows the New Forest fire to be fully enclosed within the structure and offers the freedom to explore all avenues.

The perfectly mastered symmetrical design of the New Forest fire delivers the most impressive installation which will guarantee to be the main focal point in any room.



**FRONT-FACING**





**CORNERED**



**THREE-SIDED**



## // BE IN CONTROL

The New Forest 1200 is equipped with a remote control that bridges the connection between you and your fire. Each button displays an icon that clearly identifies the function to engage with the fire and explore the features.

### Open window detection

If there is a sudden drop in temperature of 5°C or more within a ten minute period, the heater will automatically turn off to preserve energy. Look out for the OP sign on the digital display to show this has been activated. The heater will start up again once the temperature in the room rises or you choose to manually turn it back on.

### Thermostatic heating

The Air Curtain Technology® heater system is thermostatically controlled using the remote handset which displays the current setting on the LCD screen. Choose a temperature between 17° and 27°C and the fire will do the work to heat the room to your desired temperature.



### Flame control

Choose from four settings to adjust the brightness of the flame to suit your mood. Watch as the flames change brightness and height.

### Down lighting

Select to have the carefully placed spot lights on and see every detail of the fire. Turn them off and you will see how relaxing the fuel bed can really be.

### Fuel bed colour change

Cycle through all of the three colours that each provide a unique style. Can't decide...the cycle setting will flow through all the colours for you.

### Daily and weekly timer

Set the fire to provide you with heat on any day throughout the week. The seven-day programmable calendar will remember your settings and will activate the thermostatic heater on each day and every week for when you need the New Forest fire the most.

### Timer boost

A range of settings between one and nine hours can be selected to turn the heater on for a desired length of time.

# // NEW FOREST 1200 ELECTRIC FIRE

## // Dimensions:

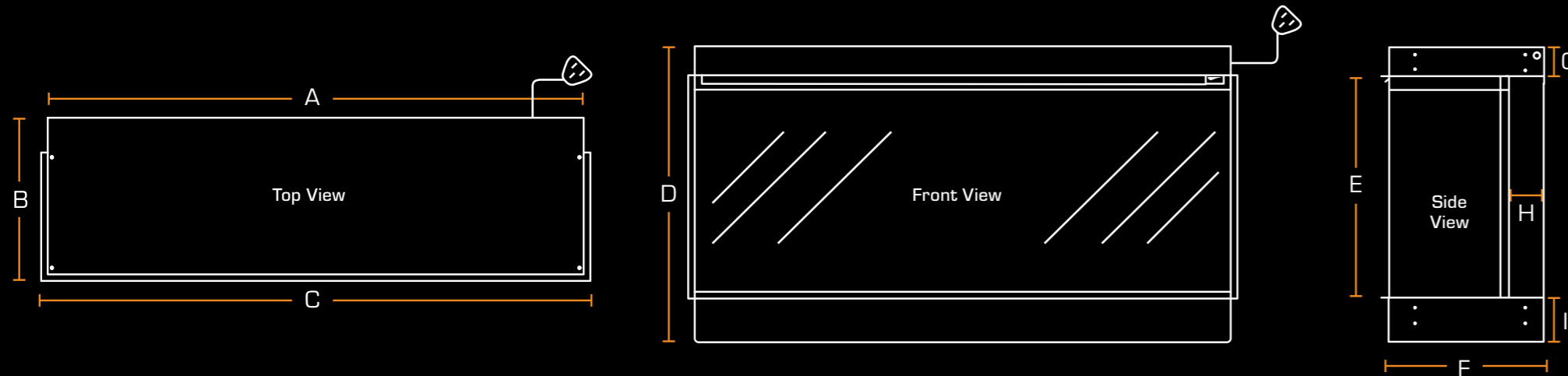
A	1178mm
B	311mm
C	1200mm
D	565mm
E	424mm
F	300mm
G	55.5mm
H	67mm
I	83.5mm

## // Product specifications:

Heat output:	1500W
Supply voltage:	220-240V AC
Rating power:	50Hz
Fuse rating:	13 Amp
Lighting:	LED


## // Product features:

- 3-pin plug with 1.8m long cord
- All fuel bed items included
- Remote control included



UK Patent Number: GB 2583055 B  
 European Patent Application No. 19215407.8  
 Installation: Please contact your local British Fires dealer for information on this.

# // CONTACT

 +44 (0) 808 169 9911

 info@britishfires.com

 www.britishfires.com

 British Fires Ltd  
 Unit 10 Avon Trading Park  
 Christchurch  
 Dorset  
 BH23 2BT  
 United Kingdom

# // GUARANTEE

3-year guarantee - At British Fires we pride ourselves on quality and performance, so much so that each British Fires electric product is applicable for a 3-year guarantee when purchased from an authorised dealer. We offer a standard 1-year guarantee on every electric product, but to ensure your product is covered for a further 2 years, free registration is required on our website [www.britishfires.com/guarantee](http://www.britishfires.com/guarantee). Full warranty terms and conditions are available to view at [www.britishfires.com](http://www.britishfires.com).

All appliances must be installed in a correctly ventilated space in accordance with the manufacturer's installation instructions and the rules in force. This brochure is for guidance only and is not intended to replace the installation manual, which provides more detailed information. February 2021. British Fires®



